




Photographs of the Test Configuration


Conducted Emission Test




Radiated Emission Below 1GHz Test (Dipole antenna)




Radiated Emission Below 1GHz Test




Radiated Emission Below 1GHz Test (PCB Dipole antenna)



Radiated Emission Below 1GHz Test





Radiated Emission Below 1GHz Test (PIFA antenna)



Radiated Emission Below 1GHz Test





Radiated Emission Below 1GHz Test (Magnetic Dipole antenna)




Radiated Emission Below 1GHz Test





Radiated Emission Above 1GHz Test (Dipole antenna)




Radiated Emission Above 1GHz Test





Radiated Emission Above 1GHz Test (PCB Dipole antenna)





Radiated Emission Above 1GHz Test





Radiated Emission Above 1GHz Test (PIFA antenna)



Radiated Emission Above 1GHz Test



Radiated Emission Above 1GHz Test (Magnetic Dipole antenna)



Radiated Emission Above 1GHz Test

